

APUSH:

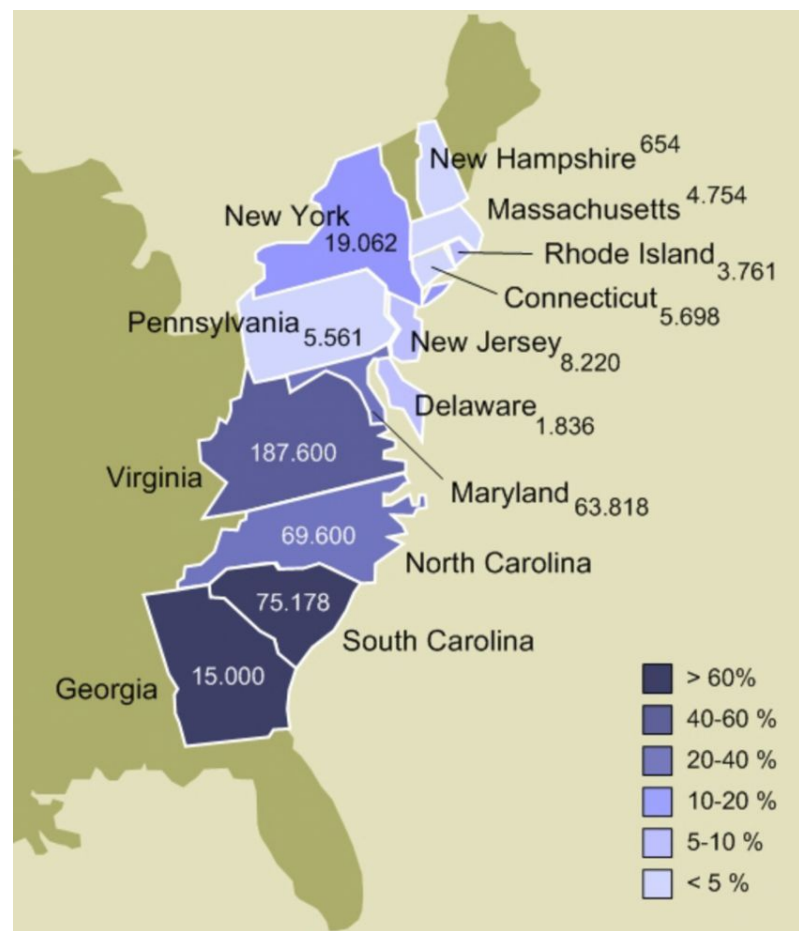
Lesson #2: April 7th

Learning Target: Students will explain the causes and effects of slavery in the various British colonial regions.

Warm Up

— — —

1. What does this map show you about the institution of slavery in the 13 colonies before the American Revolution?
2. Compare slavery in New England, the Middle Colonies and the Southern Colonies.



Map of the 13 colonies, depicting both the number of slaves in each colony in 1770 and the percentage of enslaved Africans in regards to the total population.

Lesson Activity Part 1 - Background Information

— — —

Watch this 5 Minute Khan Academy Video on Slavery in the British Colonies - [CLICK HERE](#)

Read this one page article summarizing slavery in the British Colonies prior to the American Revolution - [CLICK HERE](#)

Answer these review questions:

1. How did slavery shape the demographics of the 13 colonies?
2. Explain 3 specific ways colonists participated in and benefited from slavery beyond plantation agriculture in the southern colonies
3. Describe examples of overt and covert rebellion taken by African slaves in the British colonies in the years before the American Revolution.

Lesson Activity Part 2 - HAPPY ANALYSIS

— — —

1. In this activity you will compare two accounts of the Stono Rebellion. One is written by a white official and the other records the account of the great-great-grandson of Cato.

[CLICK HERE](#) to read the sources

2. Complete a HAPPY Analysis of each source.

H - Historical Background

A - Author

P - Purpose of the Document

P - Point of View of the Author

Y - Why is this document important?
What does it teach us about this time period in history?

Comparison Questions

— — —

1. Which account is more reliable? Explain your reasoning.
2. Compare the two accounts of the Stono Rebellion. Which details do both accounts agree on and which details are different? Compare the tone in each of the statements and what details each of the authors thought was important.

Additional Unit 2 Practice- American History Textbook Review Videos

— — —

[CLICK HERE](#) to watch a review video for Chapter 3: The British Atlantic World

Additional Unit 2 Practice- Define and Review Key Terms

— — —

Chapter 2

1. Roanoke
2. Jamestown
3. Joint- Stock Trading Companies
4. John Rolfe
5. Indian War of 1622
6. Plantations
7. Cash Crops
8. Indentured Servants
9. New France
10. French Fur Trade
11. Jesuits
12. New Netherlands
13. Pilgrims
14. William Bradford
15. Mayflower Compact
16. Puritans
17. John Winthrop
18. "City of a Hill"
19. Lord Baltimore
20. Rogers Williams
21. Anne Hutchinson
22. Salem Witch Trials
23. Town Meeting
24. Metacom's War (King Philip's War)
25. Pueblo Revolt
26. Bacon's Rebellion

Chapter 3

1. New England Colonies
2. Middle Colonies
3. Southern Colonies
4. Proprietorships
5. William Penn
6. Quakers
7. Navigation Acts
8. Second Hundred Years War
9. Tribalization
10. Covenant Chain
11. The South Atlantic System
12. Atlantic Slave Trade
13. Stono Rebellion
14. Colonial Assemblies
15. Salutary Neglect

Reflection

— — —

Thinking Ahead: How did the characteristics of colonial slavery shape American identity over time?

PERIOD 2: 1607-1754

The Regions of British Colonies

THE REGIONS OF THE BRITISH COLONIES

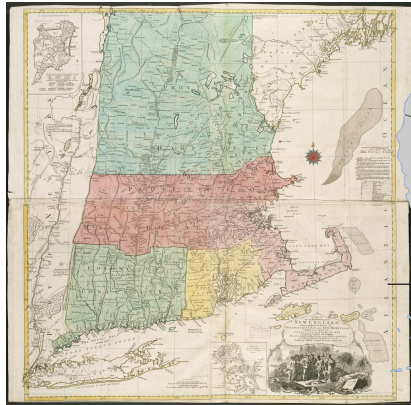
Learning Target:

STudents will be able to compare the political, economic, and social characteristics of the British Colonies

WARM UP

Blast from the Past (from August and September): In your binders/notebooks recall and record the four regions of British colonies in North America.

Now try and recall and record one characteristic about each region. Label it social, political, or economic.

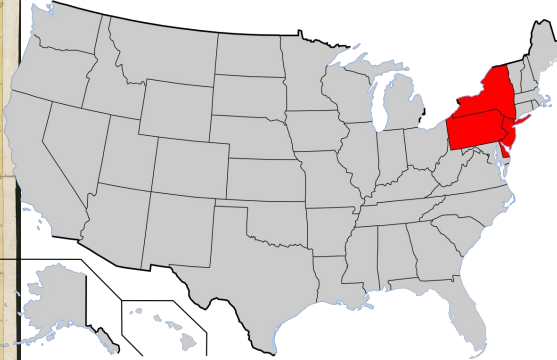
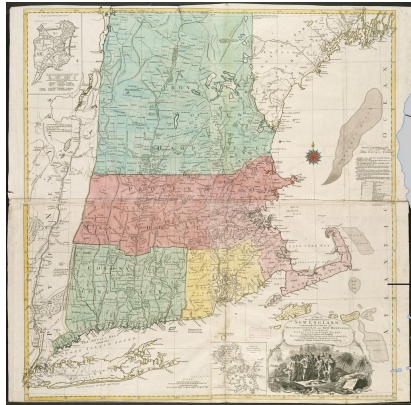


WARM UP

The Regions are: New England, Middle, Chesapeake, and Southern(Carolina): If you were not able to remember a characteristic, it has been a long time, you can use your textbook or your in class notes to find characteristics.

Blast from the Past (from August and September): In your binders/notebooks recall and record the four regions of British colonies in North America.

Now try and recall and record one characteristic about each region. Labe it social, political, or economic.



REGIONS OF ENGLISH COLONIES-SOME BACKGROUND

-Remember the English moved to the New World in large numbers, and unlike other settlers, they brought their entire family to the New World. They also tried to isolate themselves from the Natives they came into contact with.

-Motivations for English Settlement:

1. Acquire Wealth
2. Achieve Power and Glory for Britain
3. Convert Natives to Christianity
4. Flee Religious Persecutions

REGIONS OF ENGLISH COLONIES

Each of the 4 regions developed differently.

In your binders/notebooks create a graphic organizer:

Social

Political

Economic

New England

Middle

Chesapeake

Southern

Use Chapter 3 in your textbook to fill in the organizer

REGIONS OF ENGLISH COLONIES-DOCUMENTS

Now you are going to look at two documents that will examine some economic and social issues in the regions. You will use the documents to answer a comparison prompt:

Elizabeth Sprigs

Arthur

REGIONS OF BRITISH COLONIES

Comparison Practice:

Now in your binder/notebooks: Compare the labor systems in the British colonies using the accounts of Sprigs and Arthur.

- Don't forget to include historical context
- Use evidence from the documents
- Don't forget to Compare and Contrast (Put comparisons together and contrasts together)